

Key Stage 2 SATs

Information for Parents



SATS: Standard Assessment Tests (National and Statutory)

The purpose of the SATs:

- To measure pupil progress and attainment
- A pupil's progress score will be attained by comparing their KS1 score against the average KS2 score for the pupils nationally having the same prior attainment
- Results can be used by Secondary schools as a 'baseline' assessment.
- To measure school performance
- To identify regional and national trends

Scaled Scores

What is meant by 'scaled scores'?

A score of 100 will always represent the 'national standard'.

Each pupil's raw test score will therefore be converted into a score on the scale, either at, above or below 100.

Using the scaled score, the lowest a child can score is 80, with the highest being 120.

Scaled score of more than 100

Above average attainment

Scaled score of 100

At age related expectation for attainment

Scaled score of less than 100

Below average attainment

Higher-Attaining Pupils

- Each test will have scope for higher-attaining pupils to show their strengths.
- This means that some questions towards the end of the tests may be more difficult for many children but they should be encouraged to attempt as much of the test as they are able to.

The Tests

Key Stage 2 SATs take place nationally in the week commencing Monday 13th May 2024.

Statutory tests will be administered in the following subjects:

- English Grammar, Punctuation and Spelling (45 minutes)
- Spelling (approximately 15 minutes)
- Reading (60 minutes)
- Mathematics
 - Paper 1: Arithmetic (30 minutes)
 - Paper 2: Reasoning (40 minutes)
 - Paper 3: Reasoning (40 minutes)
- All tests are externally marked and we may be visited by an external assessment invigilator to quality assure our delivery and administration of the tests.
- Writing will be teacher assessed internally and as a school, our judgments may be moderated by the local authority.

Reading

- The reading test consists of a single test paper with three unrelated reading texts. Children are given 60 minutes in total, which includes reading the texts and answering the questions.
- A total of 50 marks are available.
- Questions are designed to assess the comprehension and understanding of a child's reading.
- During the reading paper, a child's inference and deduction skills are thoroughly tested. They will also be expected to answer questions on authorial choices: explaining why an author has chosen to use particular vocabulary, grammar and text features.
- Some questions are multiple choice or selected response; others require short answers and some require an extended response or explanation.

V

ocabulary



I

nfer




P

redict



E

xplain



R

etrieve



S

equence



S

ummarise



Sample Questions

Reading Paper

15

(a) What evidence is there of Martine being stubborn in the way she behaved with her grandmother?

Give **two** points.

1. _____

2. _____

2 marks

Sample Questions

Reading Paper

27

Look at the paragraph beginning: *One of the victims...*

What does the word *invaders* suggest about the humans arriving on Mauritius?

1 mark

Sample Questions

Reading Paper

39

What impressions do you get of the relationship between Piper and Micah?

Give **two** impressions, supporting your answer with evidence from the text.

1. _____

2. _____

3 marks

How to Help Your Child with Reading

- Focus developing an enjoyment of reading.
- Get into good habits so that reading becomes part of daily life
- Look up definitions of words together – you could use a dictionary, the Internet or an app on a phone or tablet.
- All reading is valuable – it doesn't have to be just stories. Reading can involve anything: fiction, non-fiction, poetry, newspapers, magazines, football programmes and TV guides.
- Develop reading stamina by encouraging your child to read for longer

Grammar, Punctuation & Spelling

- A spelling test is administered containing 20 words, which lasts approximately 15 minutes.
- A separate test is given on grammar, punctuation and vocabulary.
- This test lasts for 45 minutes and requires short answer questions including some multiple choice.
- Marks for these two tests are added together to give a total for grammar, punctuation and spelling.

Sample Questions

Grammar, Punctuation and Spelling Paper 1

40

Tick one box in each row to show whether the sentence is written in the **active voice** or the **passive voice**.

Sentence	Active	Passive
Otters live in clean rivers.		
Fish are eaten by otters.		
Usually, otters are playful creatures.		

Sample Questions

Grammar, Punctuation and Spelling Paper 1

44

Which verb completes the sentence so that it uses the **subjunctive form**?

I wish I _____ able to join you, but it will not be possible.

Tick **one**.

am

was

were


be

Mathematics

- Children will sit three tests: paper 1, paper 2 and paper 3.
- Paper 1 is for arithmetic lasting for 30 minutes, covering calculation methods for all operations, including use of fractions, percentages and decimals.
- Questions gradually increase in difficulty.
- Papers 2 and 3 cover problem solving and reasoning, each lasting for 40 minutes.
- Pupils will still require calculation skills but will need to answer questions in context and decide what is required to find a solution.

Sample Questions

Maths Paper 1: Arithmetic

14	$3.005 + 6.12 =$	<input type="checkbox"/>
		

32	$43 \overline{) 1118}$	<input type="checkbox"/>
	Show your method	

Sample Questions

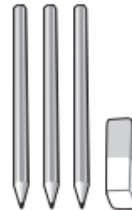
Maths Paper 2 / Paper 3 : Reasoning

9

6 pencils cost £1.68

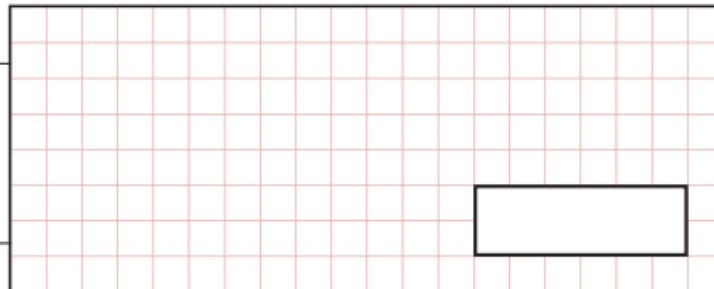


3 pencils and 1 rubber cost £1.09



What is the cost of 1 rubber?

Show
your
method



2 marks

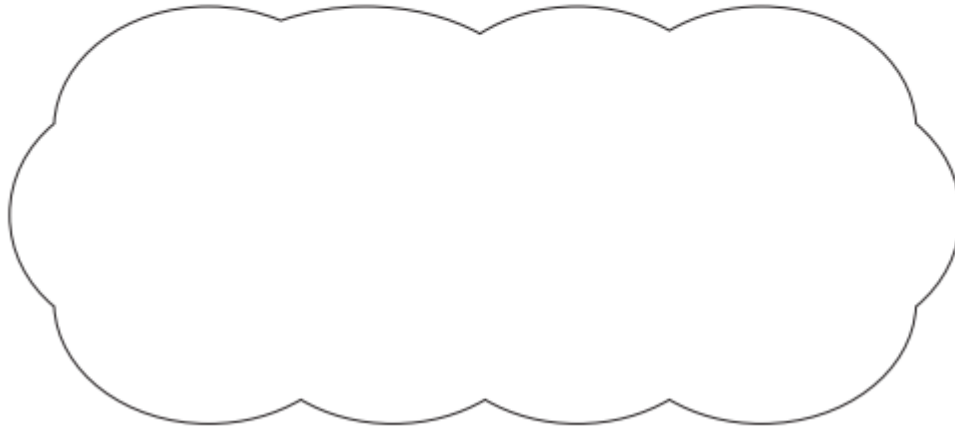
Sample Questions

Maths Paper 2 / Paper 3 : Reasoning

21

$$5,542 \div 17 = 326$$

Explain how you can use this fact to find the answer to 18×326



1 mark

How to Help Your Child with Maths

- **Play times tables games and access Times Tables Rockstars online.**
- **Encourage them to complete their weekly homework using Maths Watch.**
- Play mental maths games including counting in different amounts, forwards and backwards.
- Encourage opportunities for telling the time.
- Encourage opportunities for counting coins and money; finding amounts or calculating change when shopping.
- Identify, weigh or measure quantities and amounts in the kitchen or in recipes.
- Play games involving numbers or logic, such as dominoes, card games, darts, draughts and chess.

SATs Week Timetable 2024:

	Monday 13th May	Tuesday 14th May	Wednesday 15th May	Thursday 16th May	Friday 17th May
Morning	English Grammar, Punctuation and Spelling Test Paper 1: short answer questions and Paper 2: spelling	English Reading Test	Mathematics Paper 1: arithmetic Paper 2: Reasoning	Mathematics Paper 3: Reasoning	No tests!

How to Help Your Child

- First and foremost, support and reassure your child that there is nothing to worry about and they should always just try their best. Praise and encourage!
- Ensure your child has the best possible attendance at school.
- Support your child with homework tasks (Maths Watch, Times Tables Rockstars, Reading, Spellings).
- Reading, spelling and arithmetic (e.g. times tables) are always good to practise.
- Talk to your child about what they have learnt at school and what book(s) they are reading (the character, the plot, their opinion).
- Make sure your child has a good sleep and healthy breakfast every morning!

How are we preparing your child?

- Providing opportunities for children to practice the tests in test conditions
- Teaching children how to approach the tests and strategies to use
- Analysing the results from tests so we can target specific areas that your child needs extra support in
- Extra staff / booster intervention sessions
- After-school maths booster club
- Sending home practice papers with answers
- Purposeful homework tasks, including Maths Watch
- Providing a free breakfast club during SATs week to support a calm start to each day with friends.

How can you help?

- Continue to show an interest in your child's effort and interest in their learning
- Help your child to relax- let's keep SATS in perspective!
- Communicate with us
- Ensure that your child gets plenty of sleep
- Make sure they are eating and drinking plenty
- Whenever possible 100% attendance – vital during SATS week itself
- Make sure that your child is on time for school
- Support them in any extra practice

